

SURFACE-MOUNTED 明裝

STANDARD 標準
DIV-5300



STANDARD 標準霧面玻璃
W/ FROSTED GLASS



OPTION
透明玻璃及反光罩
W/ CLEAR GLASS & REFLECTOR

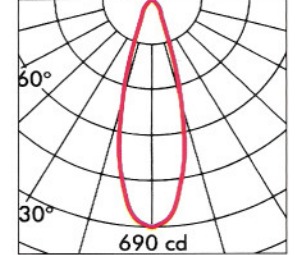
DIMENSION 尺寸



PHOTOMETRIC DATA

配光曲線圖

1x50w PAR20




WALL-MOUNTED DOWN 掛牆向下射

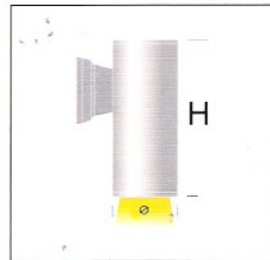
STANDARD 標準
DIV-5301



OPTION(+MD) 掛牆配件



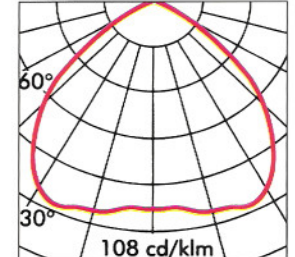
DIMENSION 尺寸



PHOTOMETRIC DATA

配光曲線圖

1x18w PLC




WALL-MOUNTED UP & DOWN 掛牆向上／下射


STANDARD 標準
DIV-5302



OPTION(+MD) 配件



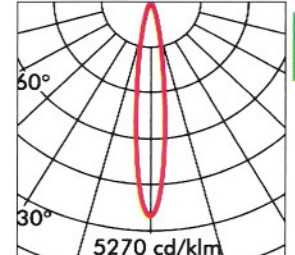
DIMENSION 尺寸



PHOTOMETRIC DATA

配光曲線圖

2x35w HIT



P.9

APPLICATIONS

CORRIDORS . HALLWAYS . PUBLIC AREAS . LOBBIES

STRUCTURE

- BODY:** DIE-CAST ALUMINIUM IN STANDARD SILVER SAND COLOR, GOLD(+GO)/ GREY(+G) / BLACK SAND(+BS) / WHITE(+W) ON REQUEST.
- DIFFUSER:** FROSTED TEMPERED GLASS AS STANDARD, CLEAR(+C) ON REQUEST.
- REFLECTOR:** DIAMOND FACETED SILVER(+DE) ON REQUEST.
- CONTROL GEAR:** STANDARD 220V 50HZ SWITCHSTART FOR PLC/HPF FOR HID/ELECTRONIC BALLAST FOR PLT.

應用位置

走道·通道·公眾地方·大堂

結構

- 燈體：標準銀色鑄鋁外殼、可選擇金、沙面黑或白色。
- 面罩：標準霧面強化玻璃；或可選擇透明玻璃。
- 反光罩：可選配鑽石琢面反光罩。
- 電器：全進口電器（電感／電子／調光電子鎮流器）。

ORDER CODE 訂購編碼

Cat. No. 型號	Lamp 光源	燈泡	Dimension 尺寸 (ØxHmm)
DIV-5300/5301-GLS	1x max. 100w HAL / 60w GLS / 50w PAR20	燈泡 E27	75x150
DIV-5300/5301-GLS	1x max. 100w GLS / 75w PAR30	燈泡 E27	115x240
DIV-5300/5301-120-PLE	1x20w PLE	節能管 E27	115x240
DIV-5300/5301-113/118-PLC	1x13w/18w PLC	節能管 G24d-1/2	115x240
DIV-5300/5301-GLS	1x max. 150w/120w PAR38	燈泡 E27	150x275
DIV-5300/5301-113/118 PLC	1x13w/18w PLC	節能管 G24d-1/2	150x275
DIV-5300/5301-132/142 PLT	1x32w/42w PLT	節能管 GX24q-2/3	150x275
DIV-5300/5301-35 HIT	1x35w HIT	高壓管 G12	150x275
DIV-5303-2 GLS	2x max.60w GLS / 50w PAR20	燈泡 E27	75x290
DIV-5303-2GLS	2x max.100w GLS / 75w PAR38	燈泡 E27	115x305
DIV-5303-220 PLE	2x20w PLE	節能管 E27	115x305
DIV-5303-2 GLS	2x max. 150w GLS / 120w PAR38	燈泡 E27	150x365
DIV-5303-213/218 PLC	2x13w/18w PLC	節能管 G24d-1/2	150x365
DIV-5303-232/242 PLT	2x32w/42w PLT	節能管 GX24q-2/3	150x600
DIV-5303-235/270 HIT	2x35w/70w HIT	高壓管 G12	150x600