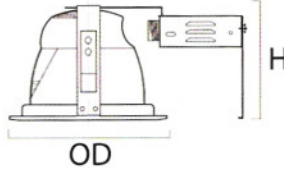

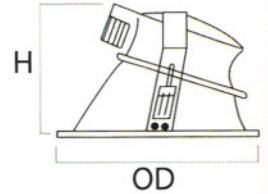


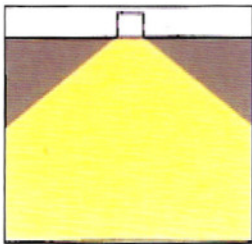
STANDARD 標準




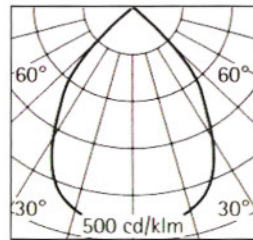
WALL-WASHER (+ww) 偏光



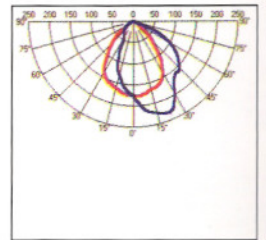
PHOTOMETRIC DATA 配光曲線圖



KV-412B-142 1x42w PLT
FIXED BEAM
固定照射



KV-483+WW-218 2x18w PLC
偏光照射



P.14

APPLICATIONS

LOBBIES . HALLWAYS . LIBRARIES . LIGHTINGS OF SHOPS .
SUPERMARKETS . RESTAURANTS . OFFICES .

STRUCTURE

- TRIM:** SHEET STEEL IN STANDARD WHITE COLOR, OTHER COLORS ARE AVAILABLE IN BLACK(+B) / SILVER(+S) / GREY(+G) / OTHERS.
- HOUSING:** SHEET STEEL IN NATURAL / WHITE COLOR.
- REFLECTOR:** ANODISED ALUMINUM IN 3 PARTS OF STANDARD SILVER (UPPER-DOT PATTERN, MIDDLE-DIAMOND FACETED, LOWER-SATIN), OTHER COMBINATIONS ARE AVAILABLE. FOR WALL WASHER, SPECULAR SILVER IN STANDARD.
- CONTROL GEAR:** STANDARD IN 220V 50HZ SWITCHSTART(LPF), OTHERS ARE AVAILABLE IN SWITCHSTART HPF(+C) / HF ELECTRONIC BALLAST(+H) / DIMMABLE HF ELECTRONIC BALLAST(+DH).
- EMERGENCY:** REMOTE STANDARD 2 HOURS DISCHARGE NI-CD BATTERY(+REM2), OTHER ARE AVAILABLE IN 3 HOURS DISCHARGE NI-CD BATTERY(+REM3) / 2 HOURS DISCHARGE NI-MH BATTERY(+REMH2) / 3 HOURS DISCHARGE NI-MH BATTERY(+REMH3).

應用位置

大堂·走道·圖書館·商鋪·超級市場·
餐廳·寫字樓·

結構

- 框邊 :** 白色金屬；
可選擇黑、銀、灰或其他顏色。
- 燈體 :** 原色或白色金屬。
- 反光罩 :** 標準鋁電鍍銀色
(上層網紋、中層鑽石霜面、下層光面)；
斜射標準為鏡面銀色，其他組合可選擇。
- 電器 :** 全進口電器(電感/電子/調光電子鎮流器)。
- 應急 :** 可配分體2小時或3小時應急電池套件。

ORDER CODE 訂購編碼

Cat. No. 型號	Lamp 光源	Dimension 尺寸 (ODxHmm)	Opening 開口 (∅ mm)
KV-480A-113/118/126/132	1x13w/18w/26w PLC	240x170	215
KV-480A-213/218/226/232	2x13w/18w/26w PLC, 2x32w PLT	240x170	215
KV-483+ww-113/118/126	1x13w/18w/26w PLC	240x170	215
KV-483+ww-213/218/226	2x13w/18w/26w PLC	240x170	215
KV-412B-118/126/132/142	1x18w/26w PLC, 1x32w/42w PLT	290x205	273
KV-412B-218/226/232/242	2x18w/26w, 2x32w/42w PLT	290x205	273
KV-412B-326	3x26w PLC	290x205	273