

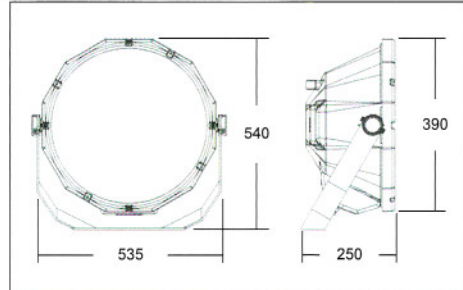
STANDARD  
標準

MILOS-ATON 1



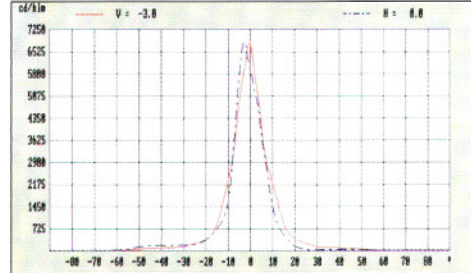
DIMENSION  
尺寸

ATON 1



PHOTOMETRIC DATA  
配光曲線圖

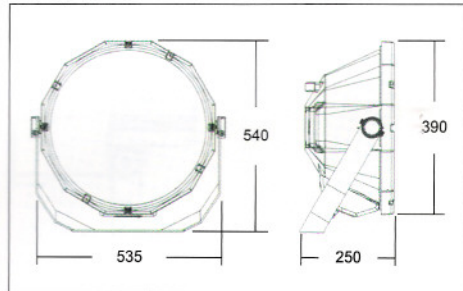
ATON 1-2000MD 1x2000W HIT-CABLE



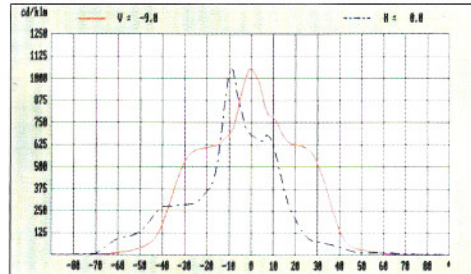
MILOS-ATON 2



ATON 2



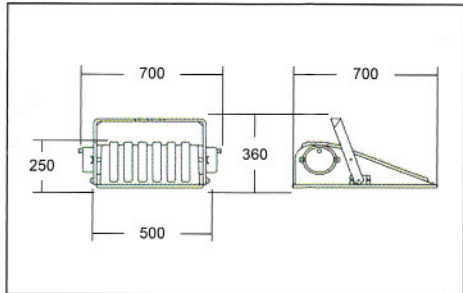
ATON 2-2000MD 1x2000W HIT-CABLE



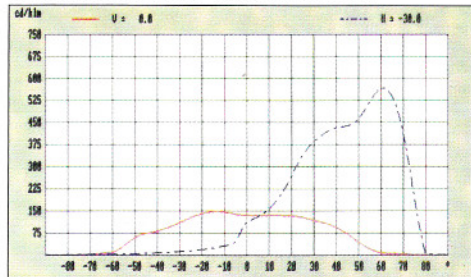
MILOS-A1000  
ASYMMETRICAL REFLECTOR  
不對稱反射罩



A1000



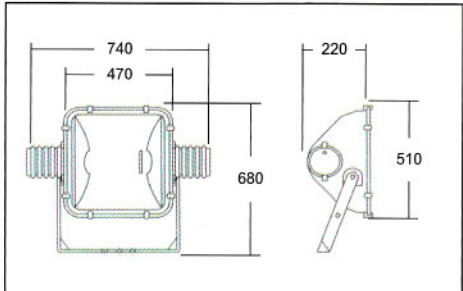
A1000-1000MT 1x1000W HIE



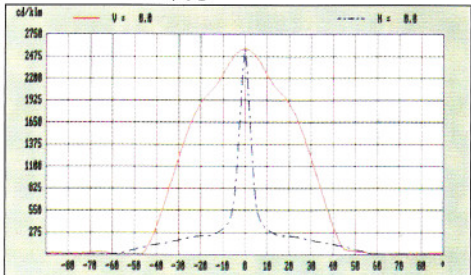
MILOS-2000  
SYMMETRICAL REFLECTOR  
對稱反射罩



2000



1000-1000MT 1x1000W HIE  
NARROW BEAM 窄光



ACCESSORIES FOR 配件只適用於  
ATON 1 / ATON 2


LIGHTSHADE(+L)  
聚光罩



BARN DOOR(+BD)  
百葉罩



PROTECTION GRID(+WG)  
保護網



P.22

APPLICATIONS

ATHLETIC FIELDS . LARGE AREAS . MONUMENTS . PARKING LOTS . HIGHWAY INTERSECTIONS . TRAIN STATION STAIRWAYS / ESCALATORS . LIGHT TOWERS . PORT QUAYS

應用位置

田徑場·大型地區·大型廣場·停車廣場·公路交匯區·火車站·發電站·碼頭

STRUCTURE

BODY MADE OF DIE-CAST ALUMINIUM ALLOY PAINTED WITH POLYESTER POWDERS IN RAL7021 GREY COLOR FOR ATON 1 & ATON 2, DRAWN ALUMINIUM COATING WITH GREY POWDER POLYESTER FOR A1000 & 2000.

POLISHED ANODIZED ALUMINIUM REFLECTOR.

CLEAR THICK TOUGHENED FLAT GLASS.

HOT GALVANIZED STEEL FIXED BRACKET.

REMOTE 230V 50HZ HPF CONTROL GEAR BOX FOR LAMP 1000W OR LESS, 380V / 400V FOR LAMP 2000W.

LIGHTSHADE(+L) / BARN DOOR(+BD) / PROTECTION GRID(+WG) ON REQUEST FOR ATON 1 / ATON 2 ONLY.

結構

壓鑄鋁／鋁型材噴塑外殼。

鏡面氧化鋁反射罩。

強化透明平面玻璃。

熱鍍鋅固定架。

分體全進口高功率電器防水箱。

可配聚光罩、百葉罩或保護網

(只適用於ATON1／ATON2)。

ORDER CODE 訂購編碼

Cat. No. 型號

MILOS-A1000/2000-2400MT

MILOS-A1000/2000-2400ST

MILOS-A1000/2000-1000MT

MILOS-A1000/2000-1000ST

MILOS-ATON1/ATON2-1000MD

MILOS-ATON1/ATON2-2000MD

MILOS-2000-2000MT

Lamp 光源

2x400w HIE

2x400w HSE

1x1000w HIE

1x1000w HSE

1x1000w HIT-CABLE

1x2000w HIT-CABLE

1x2000w HIE

高壓金鹵 E40

高壓鈉氣 E40

高壓金鹵 E40

高壓鈉氣 E40

高壓金鹵 CABLE

高壓金鹵 CABLE

高壓鈉氣 E40