



### STANDARD 標準

OPEN TYPE IP20  
開放式




### OPTIONS 配件


W/ CLEAR GLASS  
DIFFUSER IP40 (+CG)  
透明面罩



W/ WIRE GUARD IP20 (+WG)  
保護網罩




W/ SEALED GASKETS & CLEAR  
GLASS DIFFUSER IP54 (+IP54)  
防塵式

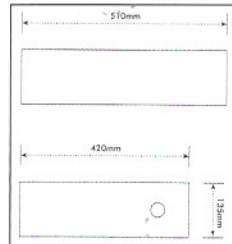


### DIMENSION 尺寸

PENDANT-MOUNTED 吊掛

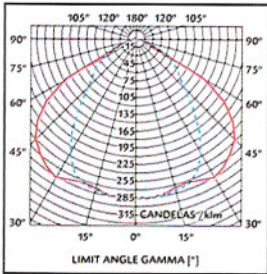


SURFACE-MOUNTED 明裝




### PHOTOMETRIC DATA 配光曲線圖

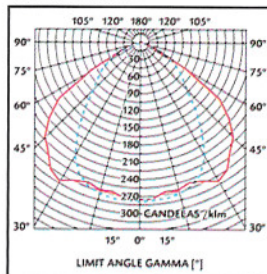
1x150w HSE



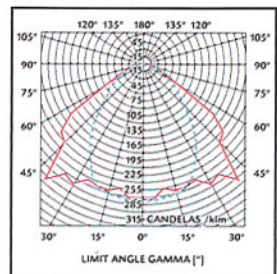
1x250w HME



1x250w HIE



1x400w HSE



P.39

### APPLICATIONS

RESTURANTS . WAREAUSES . CANOPIES . HALLS . GAS STATIONS

### 應用位置

餐廳 · 貨倉 · 樓蓋 · 會堂 · 油站

### STRUCTURE

BODY & FRAME : WHITE POWDER COATED COLOR SHEET STEEL AS STANDARD.  
REFLECTOR : SILVER ANODISED ALUMINIUM.  
DIFFUSER : CLEAR FLAT POLYCARBONATE(+CP) / CLEAR FLAT TEMPERED GLASS(+CG) / PRISMATIC FLAT ACRYLIC(+PA) / PRISMATIC PYRAMID ACRYLIC(+PP).  
CONTROL GEAR : STANDARD IN 220V 50HZ SWITCHSTART HPF.  
PROTECTIONS : STAINLESS STEEL SCREWS & DOUBLE GASKETS SEALED TO MEET WITH IP54,IP65 ON REQUEST.

### 結構

燈體 : 白色粉末噴塗燈體。  
反光罩 : 銀色氧化鋁反射片。  
面罩 : 透明或棱晶面罩。  
電器 : 全進口高功率電器。  
保護 : 不銹鋼螺絲及多重密封防塵條符合IP54及IP65要求。

### ORDER CODE 訂購編碼

Cat.No. 型號	Lamp 光源	
LBS-150	150w HSE	高壓鈉氧 E40
LBS-250	250w HSE	高壓鈉氧 E40
LBS-400	400w HSE	高壓鈉氧 E40
LBM-250	250w HME	高壓水銀 E40
LBM-400	400w HME	高壓水銀 E40
LBH-150	150w HIE	高壓金鹵 E27
LBH-250	250w HIE	高壓金鹵 E40
LBH-400	400w HIE	高壓金鹵 E40